



**Rising  
2nd**

**Summer  
Enrichment Packet**


## Summer Writing List

<b>Week 1</b>	My favorite memory from school was when...	If you had a robot, what would it do?	Write a story about a singer who can't stop singing.	The best flavor ice cream is ... because..	My favorite thing about summer is... because...	The best way to cool off on a hot day is...
<b>Week 2</b>	Summer smells like... Summer looks like... Summer sounds like...	If you could have any summer job, what would it be and why?	Would an elephant make a good pet? Why or why not?	Pretend you are a dog and describe your day from morning until night	Write about a place you want to visit.	If you owned a restaurant, what kind of food would you sell?
<b>Week 3</b>	Write about your family.	What makes someone a good friend?	Write a story about a magical tree that can talk.	Write about something that would make school better.	If you could invent something, what would it be?	Write about your favorite place to eat?
<b>Week 4</b>	Write a story about the world's smartest turtle.	Go outside and write about what you see.	Write down 3 nice things you can do for someone else today.	Imagine you are a grown up. Write about what you do all day.	What would you do if you were invisible for a day?	Write a story about kids who get trapped in the school overnight.
<b>Week 5</b>	One day, the sun was so hot that...	What would you do with \$1 million?	If you could throw a party for the whole school, what would it be like?	If you could change your name, what would you want it to be?	Write about a time you made a big mess.	Write a story about a boy who lives in a house made of candy.
<b>Week 6</b>	Would you rather have a pool or a trampoline? Why?	This summer, I want to learn how to...	What is your favorite thing to do in warm weather?	Write a story about a cat who is afraid of fireworks.	Do you like to stay up late or wake up early? Why?	Write down 5 words to describe yourself.

Name \_\_\_\_\_

# Summer Syllables


Directions: Clap the syllables for each word. Circle the number that tells how many syllables are in each word.



1      2      3




1      2      3




1      2      3




1      2      3



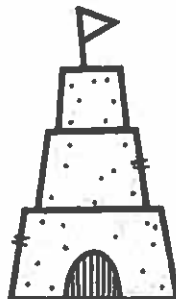
1      2      3




1      2      3



1      2      3



1      2      3



















1      2      3




Name \_\_\_\_\_

# Summer Mystery Words




 <b>L</b>	 <b>I</b>	 <b>C</b>	 <b>G</b>	 <b>T</b>
 <b>A</b>	 <b>M</b>	 <b>E</b>	 <b>W</b>	 <b>B</b>
 <b>O</b>	 <b>S</b>	 <b>N</b>	 <b>H</b>	 <b>D</b>





# Word Search

Can you find all of the words?



c	s	w	i	m	m	i	n	g	d
y	o	z	f	d	y	s	i	k	s
a	c	s	a	n	d	a	l	s	u
i	e	b	m	c	o	n	n	v	n
r	a	h	i	s	t	d	u	w	s
y	n	q	l	b	z	c	x	e	h
c	g		y	p	l	a	k	e	i
a	z	p	l	a	y	s	y	m	n
m	u	p	r	t	d	t	v	w	e
p	o	p	s	i	c	l	e	s	m
k	k	f	h	s	g	e	n	l	l
j	p	f	r	i	e	n	d	s	o


sandcastle  
popsicles  
sunshine  
friends

sandals  
ocean  
camp  
play

swimming  
family  
lake



Name \_\_\_\_\_



# Summer Mix-Up

Directions: Unscramble the letters to find the words. Use the pictures at the bottom to help you.

l a m r l u b e

w l o t e

l h s s a l e e

c u e s n r n s e

l i p f p f o l

r c b a

p l c o s e p i


e o e a n m w t r l



umbrella



crab



towel



flip flop



watermelon



sunscreen



seashell



popsicle



# Summer ABC Order

Write the words in alphabetical order. Use the alphabet line to help you.

A B C D E F G H I J K L M N O P Q R S T U V W X Y Z

ice cream

camping

beach

frisbee

watermelon

outside


sunglasses

friends

baseball

hot

1. \_\_\_\_\_
2. \_\_\_\_\_
3. \_\_\_\_\_
4. \_\_\_\_\_
5. \_\_\_\_\_
6. \_\_\_\_\_
7. \_\_\_\_\_
8. \_\_\_\_\_
9. \_\_\_\_\_
10. \_\_\_\_\_



Name \_\_\_\_\_



# Book Report

I read the book: \_\_\_\_\_





This book was:  Fiction  Non-fiction

I know this because \_\_\_\_\_

My favorite part was when \_\_\_\_\_

Here is a picture of my favorite part:

Rate this book:



Name \_\_\_\_\_

# Retell It!

Write what happens at the beginning, middle, and end of the story.

**BEGINNING**

---

---

---

**MIDDLE**

---

---

---


**END**

---

---


---

Summer FUN!




© All Rights Reserved Classroom Creations | www.classroomcreations.com

Summer FUN!




© All Rights Reserved Classroom Creations | www.classroomcreations.com

Summer FUN!




© All Rights Reserved Classroom Creations | www.classroomcreations.com

Summer FUN!



© All Rights Reserved Classroom Creations | www.classroomcreations.com

Name \_\_\_\_\_



# SUMMER DECODE the JOKE

Directions: Solve the math problems. Then, find the the answer in the box below. Write the matching letter above each space to decode the joke.

Why do fish like to eat worms?

$\begin{array}{r} \text{u} \quad 16 \\ - \quad 8 \\ \hline \end{array}$	$\begin{array}{r} \text{a} \quad 12 \\ - \quad 7 \\ \hline \end{array}$	$\begin{array}{r} \text{h} \quad 9 \\ - \quad 8 \\ \hline \end{array}$	$\begin{array}{r} \text{t} \quad 11 \\ - \quad 4 \\ \hline \end{array}$	$\begin{array}{r} \text{y} \quad 8 \\ - \quad 5 \\ \hline \end{array}$
$\begin{array}{r} \text{o} \quad 7 \\ - \quad 5 \\ \hline \end{array}$	$\begin{array}{r} \text{b} \quad 10 \\ - \quad 4 \\ \hline \end{array}$	$\begin{array}{r} \text{e} \quad 12 \\ - \quad 8 \\ \hline \end{array}$	$\begin{array}{r} \text{s} \quad 13 \\ - \quad 2 \\ \hline \end{array}$	$\begin{array}{r} \text{m} \quad 15 \\ - \quad 3 \\ \hline \end{array}$
$\begin{array}{r} \text{n} \quad 18 \\ - \quad 9 \\ \hline \end{array}$	$\begin{array}{r} \text{c} \quad 20 \\ - \quad 6 \\ \hline \end{array}$	$\begin{array}{r} \text{g} \quad 15 \\ - \quad 5 \\ \hline \end{array}$	$\begin{array}{r} \text{k} \quad 20 \\ - \quad 5 \\ \hline \end{array}$	$\begin{array}{r} \text{d} \quad 17 \\ - \quad 4 \\ \hline \end{array}$

6

4

14

5

8

11

4

7

1

4

3

10

4

7

1

2

2

15

4

13

2

9

7

1


4


12





Name \_\_\_\_\_


Directions: Add or subtract.


$5 + 2 =$  


$3 + 7 =$  


$6 + 5 =$  


$10 - 8 =$  


$2 + 9 =$  


$8 - 7 =$  


$9 - 5 =$  

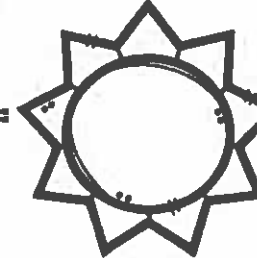
$7 + 2 =$  


$6 - 3 =$  


$5 + 9 =$  


$7 - 6 =$  


$5 - 5 =$  

$10 + 10 =$  

$14 + 3 =$  

$16 - 4 =$  

$12 + 7 =$  



Name \_\_\_\_\_

# More OR Less

Directions: Write the number that is one more and one less. Write the number that is ten more and ten less.

	22	

	69	

	54	



	75	

	87	

	38	

	43	

	96	

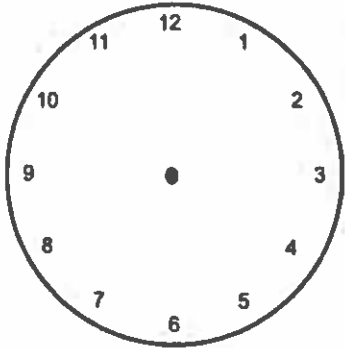




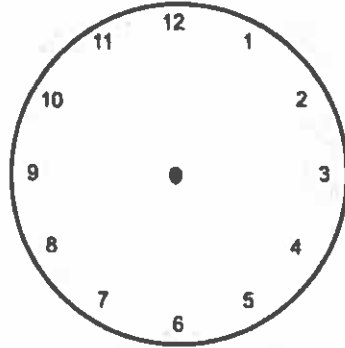
Name \_\_\_\_\_

# It's SUMMER TIME!

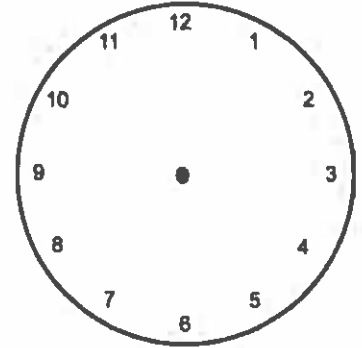
Directions: Draw hands on the clocks to show the correct time.



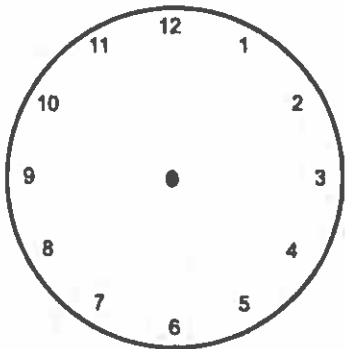
9:00



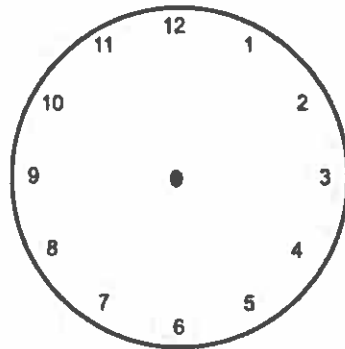
12:30



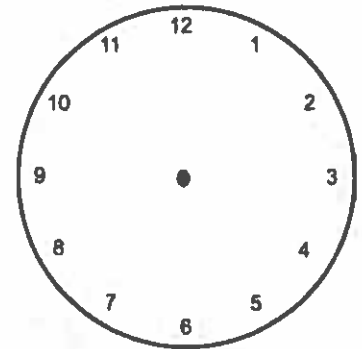
10:30



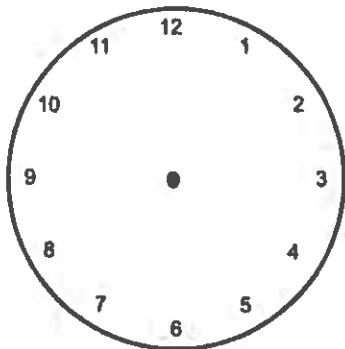
3:30



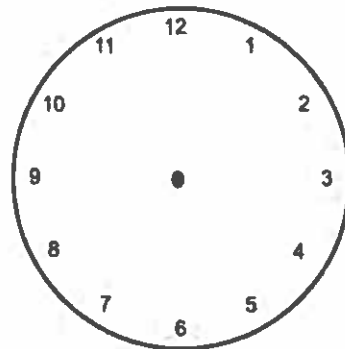
7:00



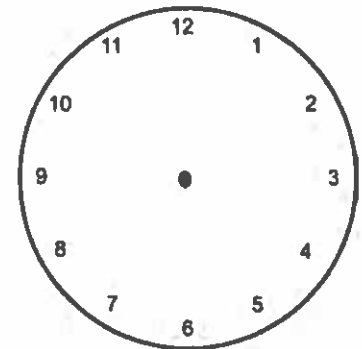
4:30



10:00



5:30



3:00

NAME \_\_\_\_\_

# HOW TO Make Lemonade



Blank rounded rectangular box for drawing or notes.

First, \_\_\_\_\_

Three horizontal lines for writing the first step.

Blank rounded rectangular box for drawing or notes.

Next, \_\_\_\_\_


Three horizontal lines for writing the second step.

Blank rounded rectangular box for drawing or notes.

Last, \_\_\_\_\_

Three horizontal lines for writing the final step.

# HOW TO Make S'Mores



[Empty rounded rectangular box for drawing or notes]

First, \_\_\_\_\_

\_\_\_\_\_  
\_\_\_\_\_

[Empty rounded rectangular box for drawing or notes]

Next, \_\_\_\_\_


\_\_\_\_\_  
\_\_\_\_\_

[Empty rounded rectangular box for drawing or notes]

Last, \_\_\_\_\_

\_\_\_\_\_  
\_\_\_\_\_

# HOW TO Build A Sandcastle



First, \_\_\_\_\_

---

---

---

Next, \_\_\_\_\_

---

---

---

Last, \_\_\_\_\_

---

---

---

NAME \_\_\_\_\_

# SUMMER IS SWEET



A large, empty rectangular area with rounded corners, intended for drawing or writing.

Seven horizontal lines spaced evenly down the page, intended for writing.

Blank handwriting practice lines consisting of 18 horizontal lines.



NAME \_\_\_\_\_

# SUMMER IS SWEET



A large, empty rectangular area with rounded corners, intended for drawing or coloring.

Five sets of horizontal handwriting lines, each consisting of a solid top line, a dashed middle line, and a solid bottom line, for practicing writing.



Handwriting practice lines consisting of 15 sets of three horizontal lines (top solid, middle dashed, bottom solid).

